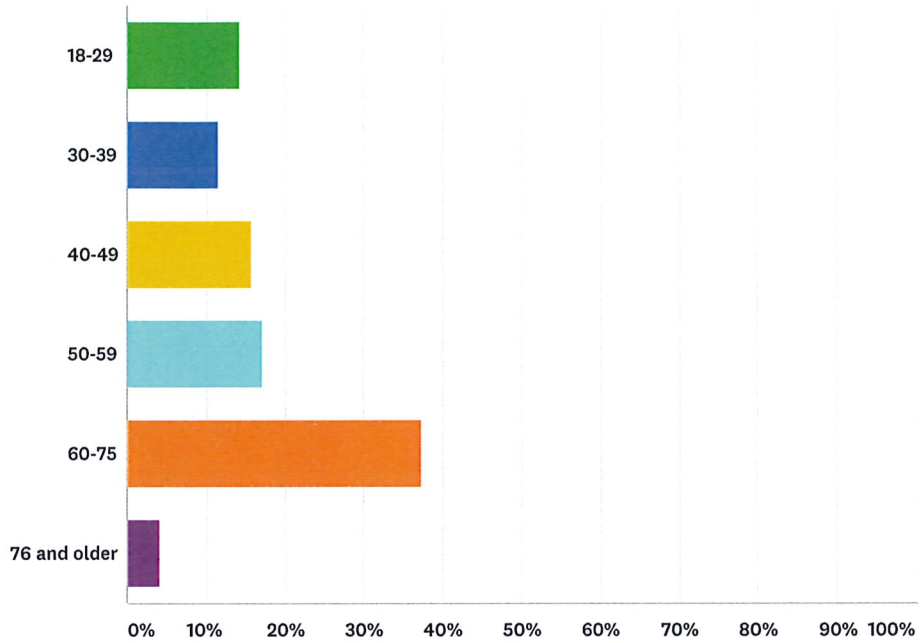


### Q1 What is your age?

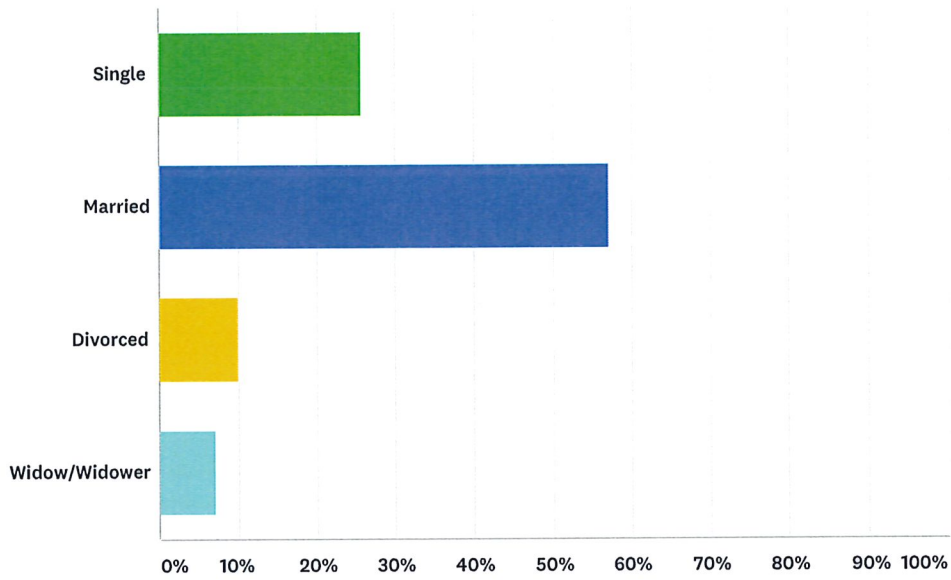
Answered: 70 Skipped: 0



ANSWER CHOICES	RESPONSES	
18-29	14.29%	10
30-39	11.43%	8
40-49	15.71%	11
50-59	17.14%	12
60-75	37.14%	26
76 and older	4.29%	3
<b>TOTAL</b>		<b>70</b>

## Q2 What is your marital status?

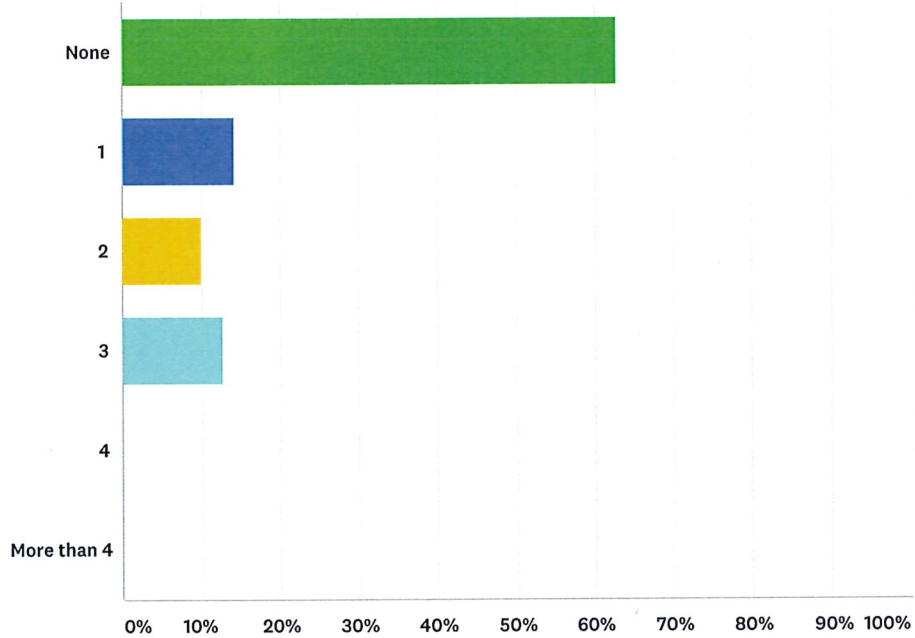
Answered: 70 Skipped: 0



ANSWER CHOICES	RESPONSES	
Single	25.71%	18
Married	57.14%	40
Divorced	10.00%	7
Widow/Widower	7.14%	5
TOTAL		70

Q3 How many children are you parent or guardian for and live in your household (aged 17 or younger only)?

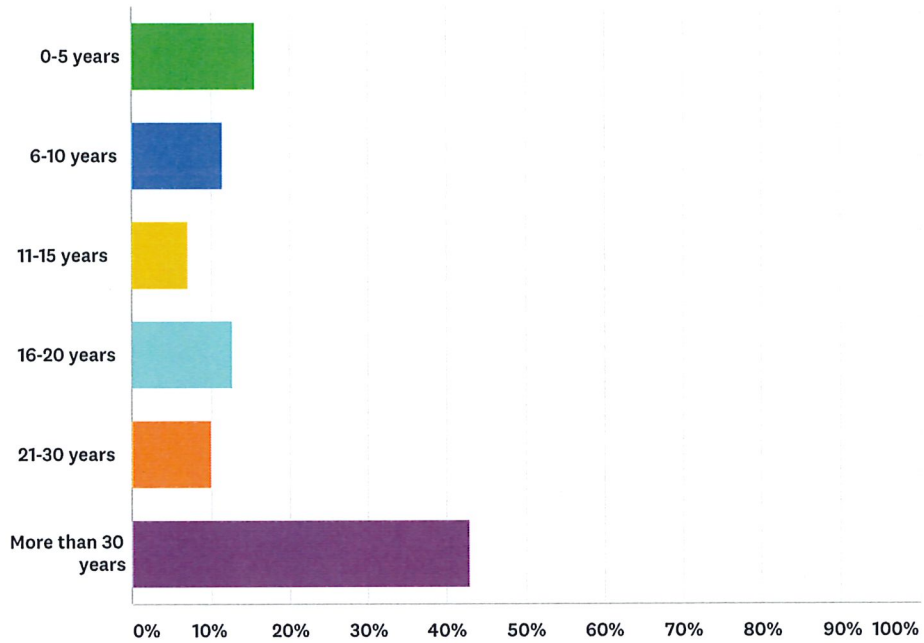
Answered: 70 Skipped: 0



ANSWER CHOICES	RESPONSES	
None	62.86%	44
1	14.29%	10
2	10.00%	7
3	12.86%	9
4	0.00%	0
More than 4	0.00%	0
<b>TOTAL</b>		<b>70</b>

### Q4 How many years have you been a member of this parish?

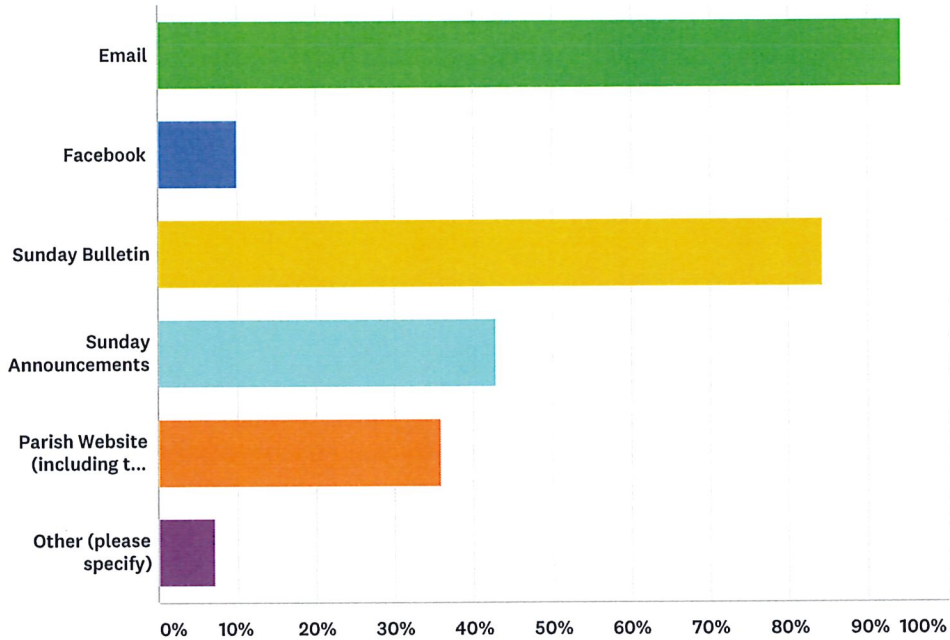
Answered: 70 Skipped: 0



ANSWER CHOICES	RESPONSES	
0-5 years	15.71%	11
6-10 years	11.43%	8
11-15 years	7.14%	5
16-20 years	12.86%	9
21-30 years	10.00%	7
More than 30 years	42.86%	30
TOTAL		70

Q5 In which of the following ways do you prefer to receive information about what is happening in the parish? (Check all that apply.)

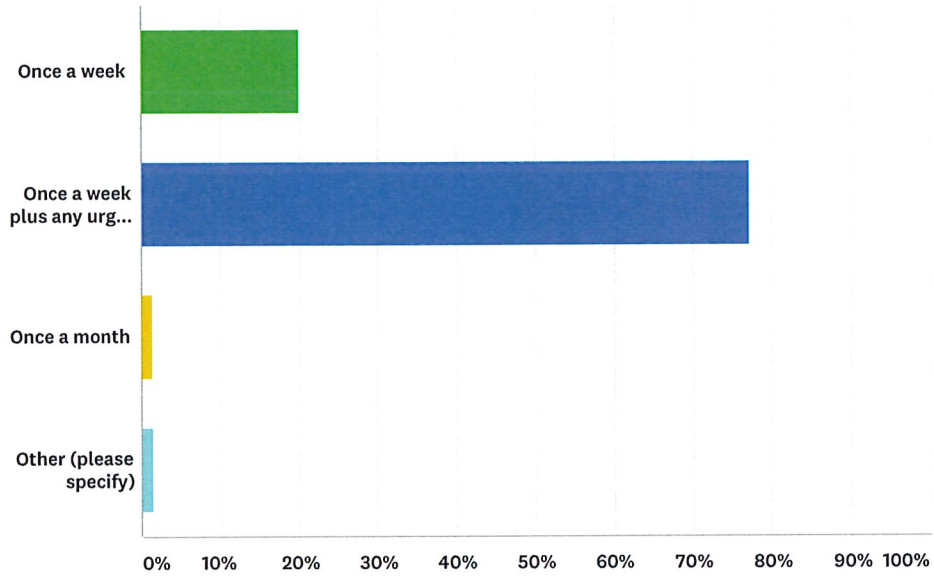
Answered: 70 Skipped: 0



ANSWER CHOICES	RESPONSES	
Email	94.29%	66
Facebook	10.00%	7
Sunday Bulletin	84.29%	59
Sunday Announcements	42.86%	30
Parish Website (including the calendar)	35.71%	25
Other (please specify)	7.14%	5
Total Respondents: 70		

Q6 How often would you prefer to receive information from the parish?

Answered: 70 Skipped: 0

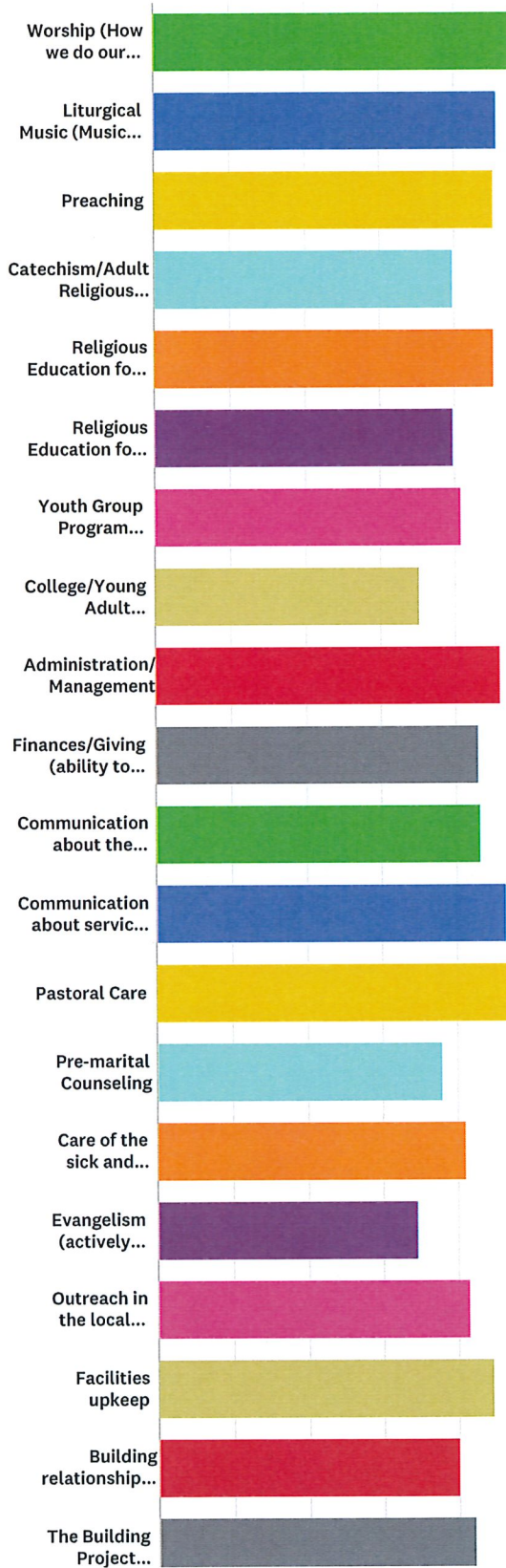


ANSWER CHOICES	RESPONSES	
Once a week	20.00%	14
Once a week plus any urgent news	77.14%	54
Once a month	1.43%	1
Other (please specify)	1.43%	1
<b>TOTAL</b>		<b>70</b>

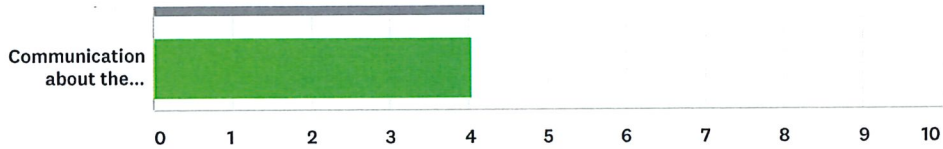
St. Athanasius Parishioner Survey 2018

Q7 Please rate the effectiveness of the parish in the following areas.

Answered: 69 Skipped: 1



St. Athanasius Parishioner Survey 2018



	VERY INEFFECTIVE	SOMEWHAT INEFFECTIVE	NEUTRAL	SOMEWHAT EFFECTIVE	VERY EFFECTIVE	N/A	TOTAL	WEIGHTED AVERAGE
Worship (How we do our services)	2.90% 2	0.00% 0	1.45% 1	8.70% 6	86.96% 60	0.00% 0	69	4.1
Liturgical Music (Music in worship)	1.45% 1	2.90% 2	5.80% 4	17.39% 12	72.46% 50	0.00% 0	69	4.1
Preaching	1.47% 1	2.94% 2	7.35% 5	19.12% 13	69.12% 47	0.00% 0	68	4.1
Catechism/Adult Religious Education	1.52% 1	10.61% 7	12.12% 8	12.12% 8	36.36% 24	27.27% 18	66	3.9
Religious Education for children ages 3-12 (Catechesis of the Good Shepherd)	4.48% 3	0.00% 0	4.48% 3	5.97% 4	53.73% 36	31.34% 21	67	4.1
Religious Education for Teens	1.47% 1	5.88% 4	4.41% 3	27.94% 19	19.12% 13	41.18% 28	68	3.9
Youth Group Program (Thursday nights)	1.52% 1	4.55% 3	7.58% 5	15.15% 10	25.76% 17	45.45% 30	66	4.0
College/Young Adult Fellowship	1.45% 1	4.35% 3	20.29% 14	11.59% 8	10.14% 7	52.17% 36	69	3.9
Administration/Management	1.47% 1	4.41% 3	2.94% 2	16.18% 11	72.06% 49	2.94% 2	68	4.1
Finances/Giving (ability to meet our financial responsibilities)	1.49% 1	2.99% 2	8.96% 6	32.84% 22	46.27% 31	7.46% 5	67	4.1
Communication about the finances	2.99% 2	4.48% 3	8.96% 6	23.88% 16	56.72% 38	2.99% 2	67	4.1
Communication about services, activities, events and other parish news	2.94% 2	0.00% 0	1.47% 1	20.59% 14	73.53% 50	1.47% 1	68	4.0
Pastoral Care	1.47% 1	2.94% 2	0.00% 0	13.24% 9	77.94% 53	4.41% 3	68	4.1
Pre-marital Counseling	1.52% 1	1.52% 1	15.15% 10	9.09% 6	13.64% 9	59.09% 39	66	3.9
Care of the sick and shut-ins	0.00% 0	4.55% 3	15.15% 10	19.70% 13	31.82% 21	28.79% 19	66	4.1
Evangelism (actively bringing people to Christ and the Church)	7.35% 5	13.24% 9	20.59% 14	32.35% 22	19.12% 13	7.35% 5	68	3.9
Outreach in the local community/visibility (including St. Brigid/Showers of Blessing)	2.99% 2	5.97% 4	11.94% 8	28.36% 19	47.76% 32	2.99% 2	67	4.1
Facilities upkeep	0.00% 0	4.35% 3	5.80% 4	27.54% 19	57.97% 40	4.35% 3	69	4.1
Building relationships/sense of community/fellowship	2.90% 2	8.70% 6	11.59% 8	33.33% 23	37.68% 26	5.80% 4	69	4.0

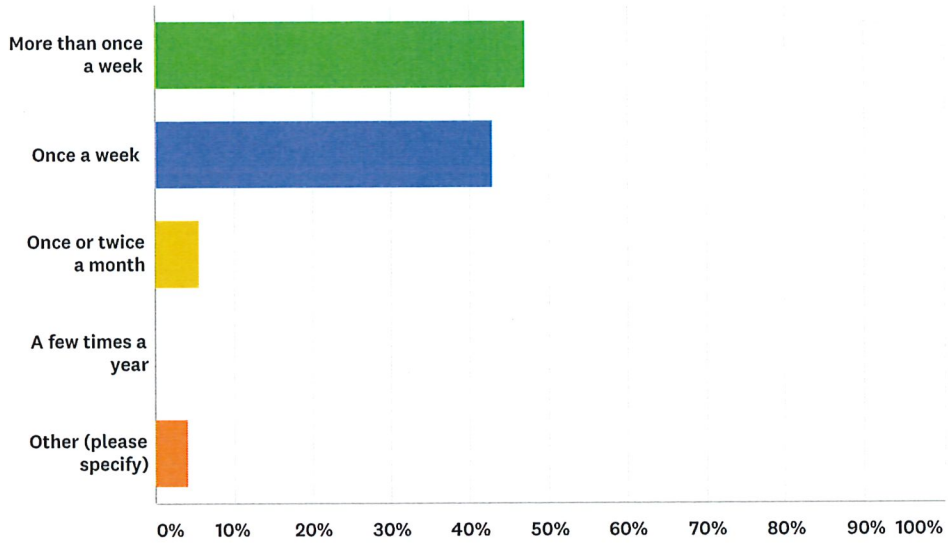


St. Athanasius Parishioner Survey 2018

The Building Project (fundraising and progress)	1.45% 1	5.80% 4	10.14% 7	30.43% 21	44.93% 31	7.25% 5	69	4.1
Communication about the Building Project	0.00% 0	11.59% 8	14.49% 10	30.43% 21	40.58% 28	2.90% 2	69	4.0

### Q8 How often do you usually attend services offered by the parish?

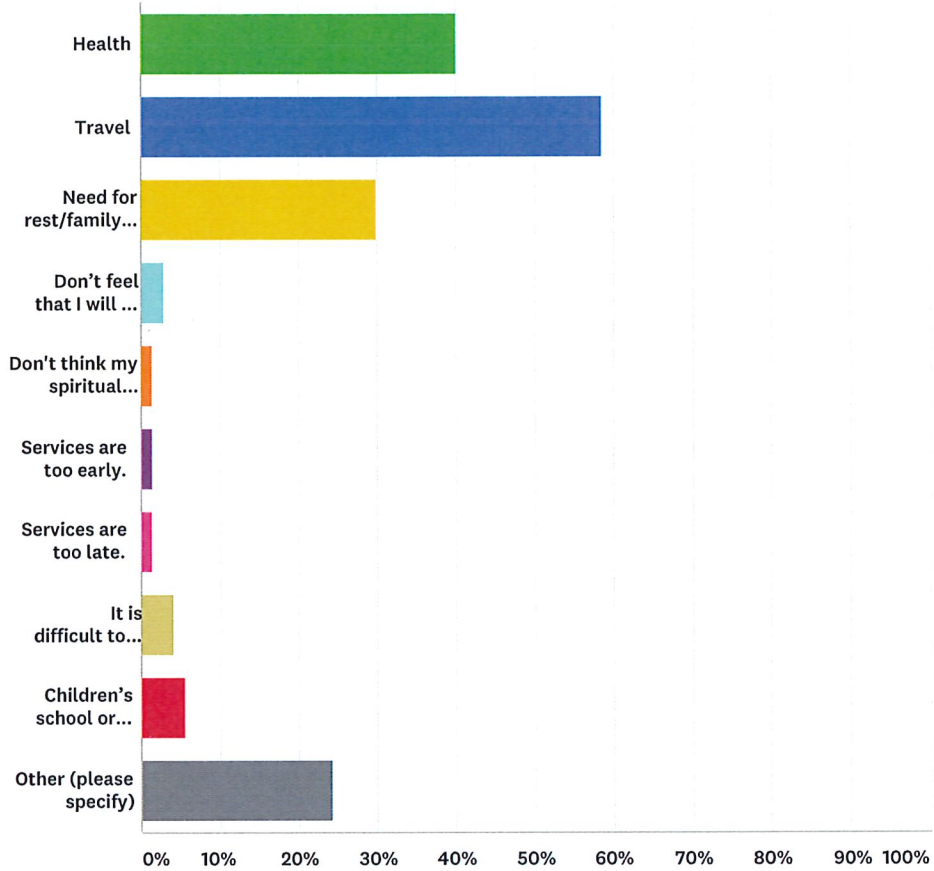
Answered: 70 Skipped: 0



ANSWER CHOICES	RESPONSES	
More than once a week	47.14%	33
Once a week	42.86%	30
Once or twice a month	5.71%	4
A few times a year	0.00%	0
Other (please specify)	4.29%	3
<b>TOTAL</b>		<b>70</b>

Q9 When you are not able to attend services, what is the reason? (Mark all that apply.)

Answered: 70 Skipped: 0



ANSWER CHOICES	RESPONSES	
Health	40.00%	28
Travel	58.57%	41
Need for rest/family time.	30.00%	21
Don't feel that I will be missed/Don't feel connected.	2.86%	2
Don't think my spiritual health & growth depend upon my presence in church.	1.43%	1
Services are too early.	1.43%	1
Services are too late.	1.43%	1
It is difficult to get children ready in time, and do not want to arrive late.	4.29%	3
Children's school or athletic activities.	5.71%	4
Other (please specify)	24.29%	17
Total Respondents: 70		